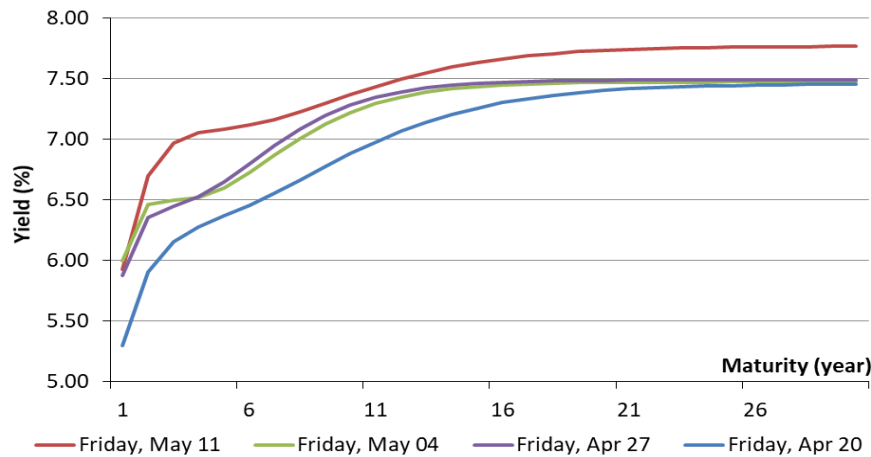


Weekly Fixed Income

Indonesia Government Bond

Benchmark Weekly Yield Curve | Last 4 Weeks Performance



Source: IBPA

Government Bond Highlights

At the government bond (Surat Utang Negara, "SUN") auction dated 05/08/2018, the government did not absorb the total incoming bid of IDR7.18 trillion. The total incoming bid lower than the indicative target of IDR17 trillion. SPN12190510, the SUN with 12-month tenor, obtained the biggest bid of IDR2.3 trillion. Indonesia Composite Bond Index (ICBI) pared loss by 1,29% into 238.88.

The Central Statistics Agency (BPS) will announce the trade balance of April on Tuesday, 05/15/2018. Indonesia posted the March's trade balance surplus of USD1.09 billion. For April, we estimated that the figures of trade balance surplus is likely suppressed. On the cycle basis, the export performance of April is lower than the export performance of March. On the other side, the import of April 2018 is estimated to hike ahead of Ramadhan month.

Exchange Rate

Rupiah pared loss by 0.11% into IDR13,960 per USD in last week. It depreciated higher than 14,000 per USD amid the escalating global market pressure. Markets speculated that BI likely to hike its 7-day-reverse-repo rate with a view to halting the massive capital outflow.

BI's Board of Governors Meeting dated Thursday, 05/17/2018, likely steals investors' attention. Investors highly expect that BI raise its benchmark rate higher with a view to halting rupiah's depreciation. However, in light of the U.S. April's inflation lower than estimate, it is estimated that the pressure stemming from the rally in dollar will be less massive than last week's pressure. This backdrop triggers BI to intervene markets and likely not hike its benchmark rate in the current meeting. Besides, the GDP growth of 5.6% is a logical takeaway for BI to leave its benchmark rate unchanged.

Benchmark Information

FR0063

TTM (Years)	5.01
Yield (%)	6.8775
Price	94.7650
Coupon (%)	5.6250

FR0064

TTM (Years)	10.02
Yield (%)	7.1724
Price	92.6078
Coupon (%)	6.1250

FR0065

TTM (Years)	15.02
Yield (%)	7.5232
Price	92.0000
Coupon (%)	6.6250

FR0075

TTM (Years)	20.02
Yield (%)	7.7259
Price	97.7160
Coupon (%)	7.5000

Most Active

Securities	Maturity	YTM (%)	Volume (IDR tn)
FR0064	05/15/2028	7.115	8.84
FR0069	04/15/2019	6.803	8.78
FR0059	05/15/2027	7.223	7.49
FR0061	05/15/2022	6.812	5.51
FR0075	05/15/2038	7.698	5.4

Exchange Rate

Currency	Last	Chg.
USDIDR	13,960	0.11%
GBPIDR	18,882	-0.07%
EURIDR	16,637	-0.29%
JPYIDR	127.8	-0.13%
CNYIDR	2,205	0.28%
KRWIDR	13.1	0.89%
AUDIDR	10,541	0.52%
HKDIDR	1,778	0.10%

Indonesia Government Bond Auction

Auction Date: May 08, 2018		Total incoming bid (IDR tn): 7.18		Total nominal (IDR tn): 0			
Series	Status	Coupon/ Discount	Maturity	Lowest Ask Yield	Highest Ask Yield	Nominal Won (IDR bn)	Incoming Bid (IDR bn)
SPN12180809	Reopening	Discount	09-Aug-18	5.05%	5.50%	-	2,200
SPN12190510	New Issuance	Discount	10-May-19	6.00%	7.00%	-	2,301
FR0063	Reopening	5.625%	15-May-23	6.80%	7.70%	-	2,062
FR0065	Reopening	6.625%	15-May-32	7.43%	7.60%	-	208
FR0075	Reopening	7.500%	15-May-38	7.70%	7.95%	-	415

Next Government Bond Auction Schedule

Date	May 15 2018	End	May 15 2018	12.00 AM	
Indicative Target Begin	IDR 4 tn	Result	May 15 2018	May 17 2018	
Begin	10.00 AM	Settlement	May 17 2018		
Series	Status	Coupon/ Discount	Maturity	Non-Competitive Buy Allocation	Underlying Assets
SPN-S 03112018	Reopening	Discount	03-Nov-18	50% from winning amount	
PBS016	Reopening	6.25	15-Mar-20		
PBS002	Reopening	5.450%	05-Jan-22		2018 State Budget Project /
PBS017	Reopening	6.125%	15-Oct-25	30% from winning amount	Activities
PBS012	Reopening	8.875%	15-Nov-31		
PBS004	Reopening	6.100%	15-Feb-37		

Source: DJPPR Ministry of Finance

Economic Calendar

Date	Country	Hour Jakarta	Event	Period	Actual	Consensus	Previous
Monday 14 - May	JPN	06:50	PPI YoY	Apr		2.00%	2.10%
Tuesday 15 - May	CHN	09:00	Retail Sales YoY	Apr		10.10%	10.10%
	CHN	09:00	Industrial Production YoY	Apr		6.40%	6.00%
	EU	16:00	GDP SA QoQ	1Q P		0.40%	0.40%
	EU	16:00	GDP SA YoY	1Q P		2.50%	2.50%
	USA	19:30	Retail Sales Advance MoM	Apr		0.40%	0.60%
	IDN	11:00	Imports YoY	Apr		--	9.07%
	IDN	11:00	Exports YoY	Apr		--	6.14%
	IDN	11:00	Trade Balance	Apr		--	\$1092m
Wednesday 16 - May	JPN	06:50	GDP SA QoQ	1Q P		0.00%	0.40%
	JPN	11:30	Industrial Production MoM	Mar F		--	1.20%
	EU	16:00	CPI YoY	Apr F		1.20%	1.30%
	EU	16:00	CPI MoM	Apr		0.30%	1.00%
	USA	18:00	MBA Mortgage Applications	11-May		--	-0.40%
	USA	19:30	Housing Starts	Apr		1323k	1319k
	USA	19:30	Housing Starts MoM	Apr		0.10%	1.90%
	USA	20:15	Industrial Production MoM	Apr		0.60%	0.50%
Thursday 17 - May	USA	19:30	Initial Jobless Claims	12-May		--	211k
	USA	21:00	Leading Index	Apr		0.40%	0.30%
	IDN	Tentative	Bank Indonesia 7D Reverse Repo	17-May		--	4.25%
Friday 18 - May	JPN	06:30	Natl CPI YoY	Apr		0.70%	1.10%
	JPN	06:30	Natl CPI Ex Fresh Food YoY	Apr		0.80%	0.90%

Source: Bloomberg

Major Emerging Market IRS

1-Year	Last	Weekly Chg	Monthly Chg.	YTD Chg.	3-Years	Last	Weekly Chg	Montly Chg.	YTD Chg.
Indonesia	8.10	38.46%	42.73%	40.87%	Indonesia	8.10	29.60%	33.88%	29.60%
South Korea	1.90	1.06%	5.41%	3.97%	South Korea	2.18	0.84%	6.83%	5.79%
China	3.22	0.63%	-2.19%	-14.27%	China	3.46	1.05%	-1.06%	-10.66%
Malaysia	3.75	-0.13%	0.00%	2.88%	Malaysia	3.82	0.00%	0.46%	2.00%
Thailand	1.41	1.81%	9.73%	11.90%	Thailand	1.83	2.24%	12.31%	10.94%

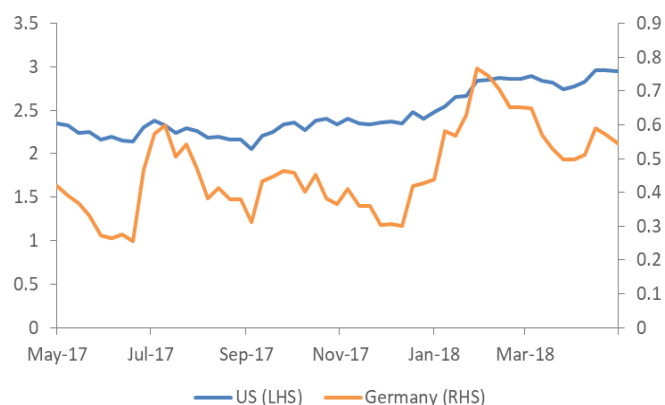
Source: Bloomberg

Foreign Exchange Fluctuation

Currency	Last	Weekly Chg	Monthly Chg.	YTD Chg.	Currency	Last	Weekly Chg	Montly Chg.	YTD Chg.
Dollar	92.54	-0.03%	3.54%	0.45%	USDKRW	1,069	-0.72%	-0.10%	-0.11%
USDJPY	109.39	0.25%	3.84%	-2.93%	USDCNY	6.33	-0.45%	0.81%	-2.66%
GBPUSD	1.35	0.08%	-4.34%	0.21%	USDMYR	3.95	0.26%	1.88%	-2.39%
EURUSD	1.19	-0.14%	-3.71%	-0.52%	USDTHB	31.97	0.66%	2.41%	-1.85%
USDCAD	1.28	-0.40%	-0.71%	1.78%	USDIDR	13,960	0.11%	1.59%	2.99%
USDCHE	1.00	-0.02%	5.60%	2.62%	AUDUSD	0.75	0.05%	-1.77%	-3.41%

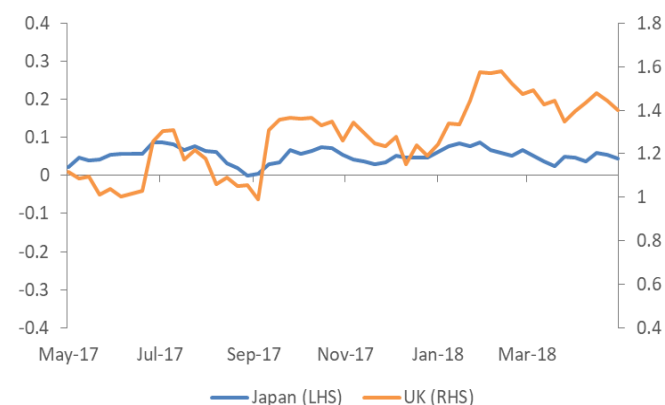
Source: Bloomberg

10-years Government Yield (%) | USA & Germany



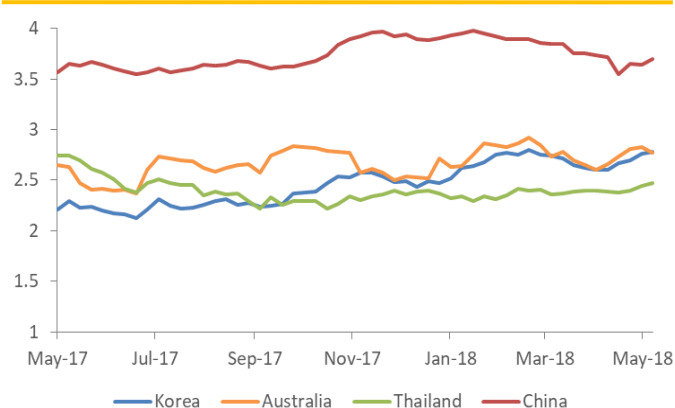
Source: Bloomberg

10-years Government Yield (%) | Japan & UK



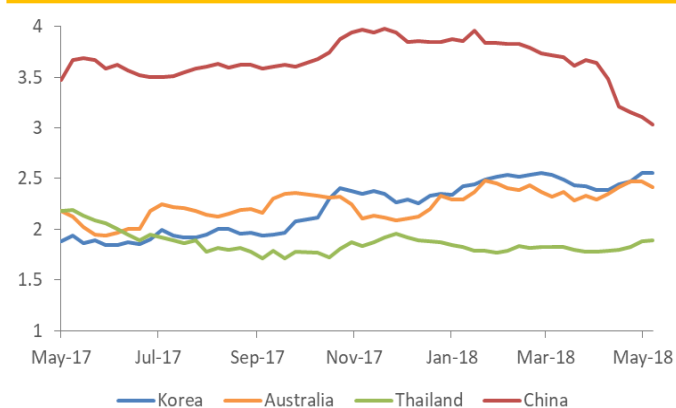
Source: Bloomberg

10-years Government Yield (%) | Korea, Australia, Thailand, & China



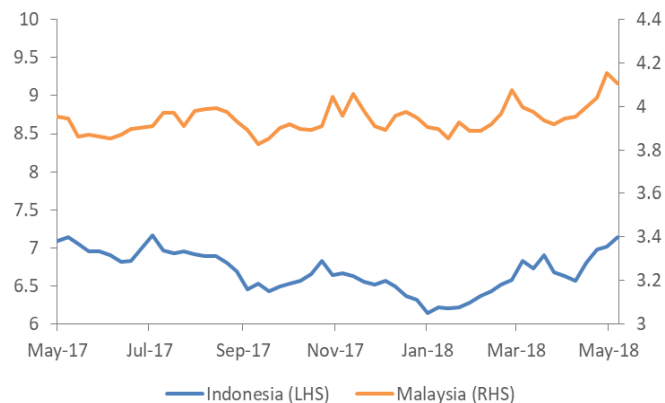
Source: Bloomberg

5-years Government Yield (%) | Korea, Australia, Thailand, & China



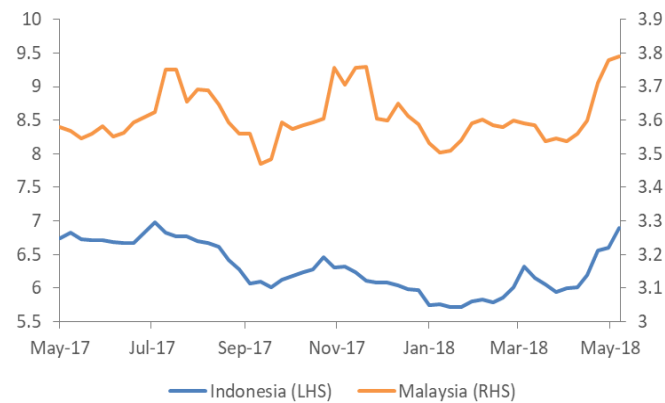
Source: Bloomberg

10-years Government Yield | Indonesia & Malaysia



Source: Bloomberg

5-years Government Yield | Indonesia & Malaysia



Source: Bloomberg

10-years USD Government Bond Yield | Indonesia



Source: Bloomberg

5-years USD Government Bond Yield | Indonesia



Source: Bloomberg

DISCLAIMER

This report and any electronic access hereto are restricted and intended only for the clients and related entities of PT NH Korindo Sekuritas Indonesia. This report is only for information and recipient use. It is not reproduced, copied, or made available for others. Under no circumstances is it considered as a selling offer or solicitation of securities buying. Any recommendation contained herein may not suitable for all investors. Although the information hereof is obtained from reliable sources, its accuracy and completeness cannot be guaranteed. PT NH Korindo Sekuritas Indonesia, its affiliated companies, employees, and agents are held harmless from any responsibility and liability for claims, proceedings, action, losses, expenses, damages, or costs filed against or suffered by any person as a result of acting pursuant to the contents hereof. Neither is PT NH Korindo Sekuritas Indonesia, its affiliated companies, employees, nor agents are liable for errors, omissions, misstatements, negligence, inaccuracy contained herein.

All rights reserved by PT NH Korindo Sekuritas Indonesia



PT. NH Korindo Sekuritas Indonesia

Member of Indonesia Stock Exchange

Head Office :

Wisma Korindo 7th Floor
Jl. M.T. Haryono Kav. 62
Pancoran, Jakarta 12780
Indonesia
Telp: +62 21 7976202
Fax : +62 21 7976206

Branch Office BSD:

ITC BSD Blok R No.48
Jl. Pahlawan Seribu Serpong
Tangerang Selatan 15322
Indonesia
Telp : +62 21 5316 2049
Fax : +62 21 5316 1687

Branch Office Solo :

Jl. Ronggowarsito No. 8
Kota Surakarta
Jawa Tengah 57111
Indonesia
Telp: +62 271 664763
Fax : +62 271 661623

A Member of NH Investment & Securities Global Network

Seoul | New York | Hong Kong | Singapore | Shanghai | Beijing | Hanoi |
Jakarta