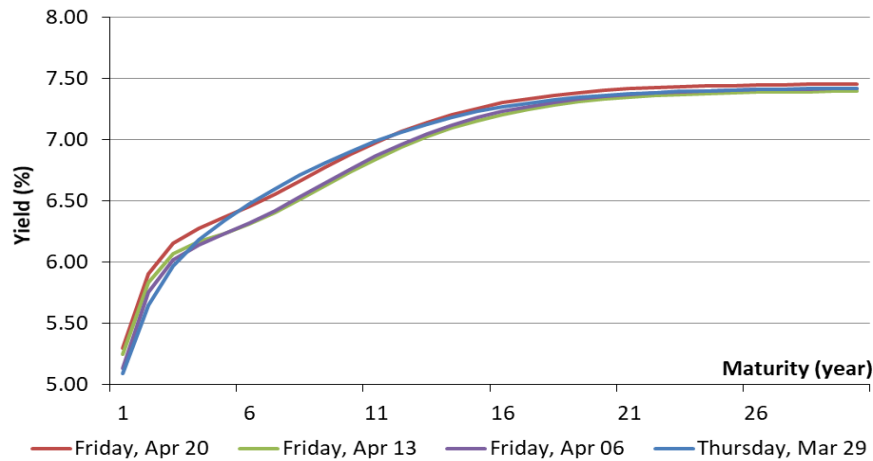


Weekly Fixed Income

Indonesia Government Bond

Benchmark Weekly Yield Curve | Last 4 Weeks Performance



Source: IBPA

Government Bond Highlights

At the government bonds (SUN) auction dated 04/17/2018, the government absorbed the fund of IDR6.35 trillion from the total incoming bid of IDR10.18 trillion. The amount absorbed was lower than the indicative target of IDR8 trillion. SPN-S 04102018, SUN with 6-month tenor and the value of IDR4.3 trillion, obtained the biggest bid of IDR4.3 trillion. Indonesia Composite Bond Index (ICBI) closed lower by 0.66% into 244.32 in last week.

The 10-year U.S. Treasury yield stood near 3% caused by the hike in commodities prices spurring the expectancy of upbeat inflation. The hike in the U.S. Treasury yield reaching the highest level since January 2018 was underlined by the expectancy of the hike in Fed Fund Rate estimated to pace faster than early year estimate. The hike in the 10-year U.S. Treasury yield higher than 3% was the psychological limit of institutional investors allocating fund in the bonds markets and capital markets.

However, the equity markets were relatively stable backed by the optimism about the earnings seasons and the stable trade war tension between the U.S. and China.

Exchange Rate

IDR closed lower by 1.0% into IDR13,893 per USD in last week. Bank Indonesia (BI)'s Deputy Governors stated that rupiah's exchange rate depreciated in March 2018, however, it re-paced stably in the first two weeks of April 2018. In March 2018, rupiah was depreciated by 1.13%. BI's Deputy Governor stated that the depreciated rupiah exchange rate was caused by the better indicators of the U.S. economy followed by markets' expectancy of the aggressive hike in Fed Fund Rate (FFR) and further risk of the trade war between the U.S. and China. Meanwhile, the domestic markets were marked by maintainable positions.

Benchmark Information

FRO063

TTM (Years)	5.07
Yield (%)	6.1459
Price	97.7556
Coupon (%)	5.6250

FRO064

TTM (Years)	10.08
Yield (%)	6.7852
Price	95.2333
Coupon (%)	6.1250

FRO065

TTM (Years)	15.06
Yield (%)	6.9821
Price	96.6969
Coupon (%)	6.6250

FRO075

TTM (Years)	20.08
Yield (%)	7.3787
Price	101.2520
Coupon (%)	7.5000

Most Active

Securities	Maturity	YTM (%)	Volume (IDR tn)
FR66	05/15/18	5.501	6.24
FR73	05/15/31	7.104	6.16
FR64	05/15/28	6.675	6.06
FR53	07/15/21	6.132	5.59
FR56	09/15/26	6.762	4.36

Exchange Rate

Currency	Last	Chg.
USDIDR	13,893	1.00%
GBPIDR	19,536	-0.57%
EURIDR	17,106	0.81%
JPYIDR	129.1	1.02%
CNYIDR	2,211	0.85%
KRWIDR	13.0	0.89%
AUDIDR	10,702	-0.17%
HKDIDR	1,771	1.05%

Indonesia Government Bond Auction

Auction Date: Apr 03, 2018 Total incoming bid (IDR tn): 10.18 Total nominal (IDR tn): 6.35

Series	Status	Coupon/ Discount	Maturity	Lowest Ask Yield	Highest Ask Yield	Nominal Won (IDR bn)	Incoming Bid (IDR bn)
SPN-S 04102018	Reopening	Discount	04-Oct-18	4.28%	5.75%	2,100	4,316
PBS016	Reopening	6.250%	15-Mar-20	6.03%	6.50%	2,710	2,731
PBS002	Reopening	5.450%	15-Jan-22	6.34%	6.63%	605	845
PBS017	Reopening	6.125%	15-Oct-25	6.72%	6.81%	-	25
PBS012	Reopening	8.875%	15-Nov-31	7.31%	7.69%	410	501
PBS004	Reopening	6.100%	15-Feb-37	7.63%	7.75%	527	527
PBS015	Reopening	8.000%	15-Jul-47	7.78%	7.94%	-	1,242

Next Government Bond Auction Schedule

Date	Apr 24 2018	End	Apr 24 2018	12.00 AM
Indicative Target	IDR 17 tn	Result	Apr 24 2018	
Begin	10.00 AM	Settlement	Apr 26 2018	

Series	Status	Coupon/ Discount	Maturity	Non-Competitive Buy Allocation
SPN03180725	New Issuance	Discount	25-Jul-18	50% from winning amount
SPN12190131	Reopening	Discount	31-Jan-19	
FR0063	Reopening	5.625%	15-May-23	30% from winning amount
FR0064	Reopening	6.125%	15-May-28	
FR0075	Reopening	7.500%	15-May-38	

Source: DJPPR Ministry of Finance

Economic Calendar

Date	Country	Hour Jakarta	Event	Period	Actual	Consensus	Previous
Tuesday	JPN	13:00	Machine Tool Orders YoY	Mar F	--		28.10
<i>24 - Apr</i>	GER	15:00	IFO Business Climate	Apr	104.7		103.2
	USA	21:00	New Home Sales	Mar	625k		618k
	USA	21:00	Conf. Board Consumer Confidence	Apr	126		127.7
	GER	16:00	ZEW Survey Expectations	Apr	-1.5		5.1
	USA	19:30	Housing Starts	Mar	1269k		1236k
	USA	20:15	Industrial Production MoM	Mar	0.30%		1.10%
Thursday	UK	15:30	UK Finance Loans for Housing	Mar	--		38120
<i>26 - Apr</i>	EU	18:45	ECB Main Refinancing Rate	26-Apr	0.00%		0.00%
	EU	18:45	ECB Deposit Facility Rate	26-Apr	-0.40%		-0.40%
	USA	19:30	Initial Jobless Claims	21-Apr	--		232k
	USA	19:30	Wholesale Inventories MoM	Mar P	--		1.00%
	USA	19:30	Durable Goods Orders	Mar P	1.10%		3.00%
	EU	21:00	Consumer Confidence	Apr A	-0.1		0.1
Friday	JPN	06:50	Industrial Production YoY	Mar P	1.70%		1.60%
<i>27 - Apr</i>	USA	19:30	Employment Cost Index	1Q	0.70%		0.60%
	USA	19:30	Personal Consumption	1Q A	--		4.00%
	USA	19:30	GDP Price Index	1Q A	2.20%		2.30%
	USA	21:00	U. of Mich. Sentiment	Apr F	98		97.8

Source: Bloomberg

Major Emerging Market IRS

1-Year	Last	Weekly Chg	Monthly Chg.	YTD Chg.	3-Years	Last	Weekly Chg	Monthly Chg.	YTD Chg.
Indonesia	5.73	0.88%	0.88%	-0.43%	Indonesia	6.10	-2.40%	0.83%	-2.40%
South Korea	1.85	0.82%	2.50%	1.09%	South Korea	2.10	1.94%	2.94%	1.94%
China	3.23	-2.12%	-1.73%	-13.87%	China	3.43	-2.72%	-1.89%	-11.41%
Malaysia	3.76	0.27%	0.27%	3.16%	Malaysia	3.82	0.26%	0.59%	2.13%
Thailand	1.34	2.69%	3.89%	5.95%	Thailand	1.68	3.07%	3.38%	2.13%

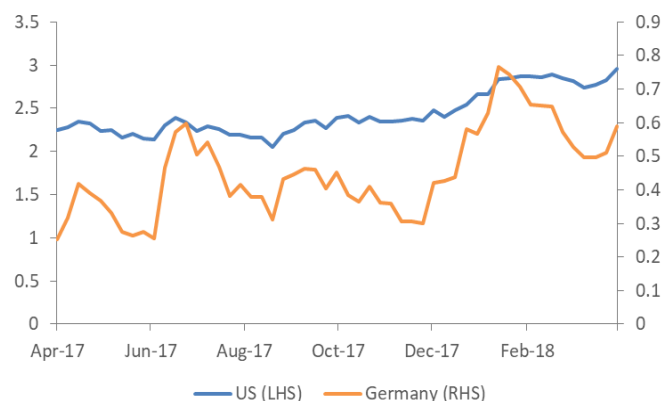
Source: Bloomberg

Foreign Exchange Fluctuation

Currency	Last	Weekly Chg	Monthly Chg.	YTD Chg.	Currency	Last	Weekly Chg	Monthly Chg.	YTD Chg.
Dollar	90.32	0.57%	0.73%	-1.96%	USDKRW	1,067	-0.24%	-0.03%	-0.33%
USDJPY	107.66	0.29%	1.01%	-4.46%	USDCNY	6.30	0.34%	-0.40%	-3.23%
GBPUSD	1.40	-1.67%	0.27%	3.60%	USDMYR	3.90	0.46%	0.01%	-3.68%
EURUSD	1.23	-0.35%	-0.82%	2.36%	USDTHB	31.35	0.53%	0.37%	-3.77%
USDCAD	1.28	1.21%	-1.58%	1.51%	USDIDR	13,893	1.00%	1.03%	2.49%
USDCHF	0.97	1.29%	3.23%	0.03%	AUDUSD	0.77	-1.18%	-2.39%	-1.75%

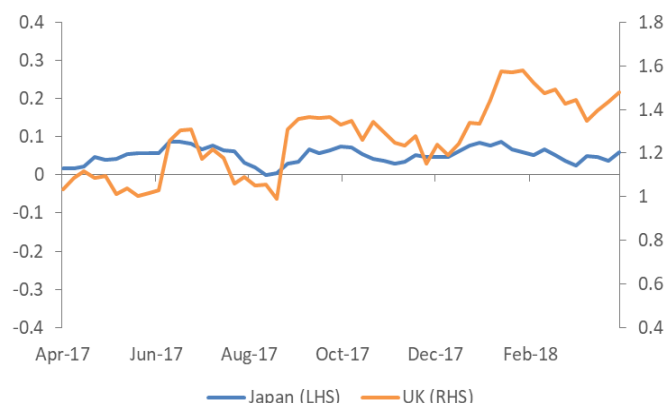
Source: Bloomberg

10-years Government Yield (%) | USA & Germany



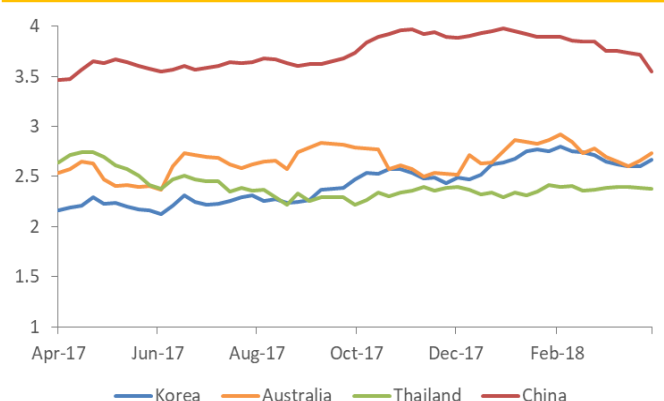
Source: Bloomberg

10-years Government Yield (%) | Japan & UK



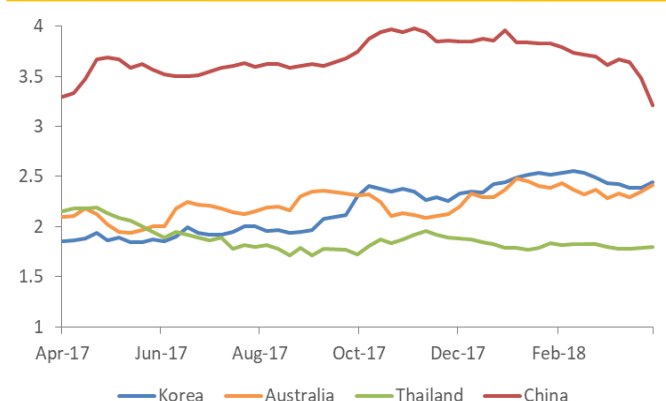
Source: Bloomberg

10-years Government Yield (%) | Korea, Australia, Thailand, & China



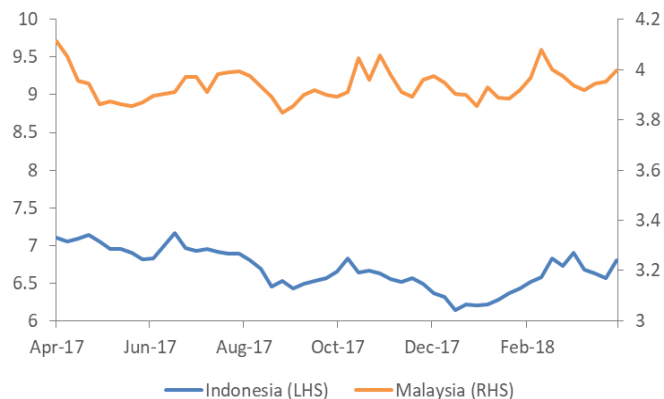
Source: Bloomberg

5-years Government Yield (%) | Korea, Australia, Thailand, & China



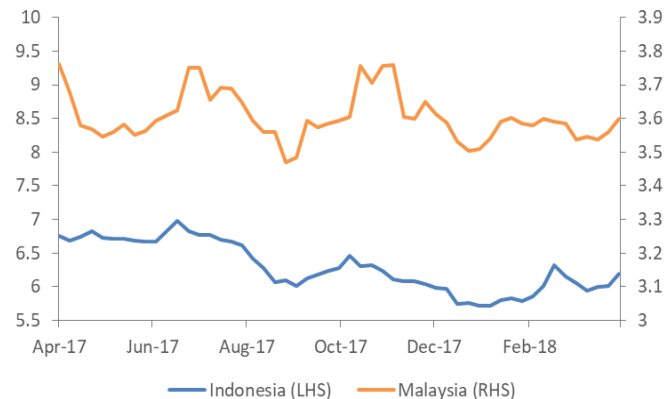
Source: Bloomberg

10-years Government Yield | Indonesia & Malaysia



Source: Bloomberg

5-years Government Yield | Indonesia & Malaysia



Source: Bloomberg

10-years USD Government Bond Yield | Indonesia



Source: Bloomberg

5-years USD Government Bond Yield | Indonesia



Source: Bloomberg

DISCLAIMER

This report and any electronic access hereto are restricted and intended only for the clients and related entities of PT NH Korindo Sekuritas Indonesia. This report is only for information and recipient use. It is not reproduced, copied, or made available for others. Under no circumstances is it considered as a selling offer or solicitation of securities buying. Any recommendation contained herein may not suitable for all investors. Although the information hereof is obtained from reliable sources, its accuracy and completeness cannot be guaranteed. PT NH Korindo Sekuritas Indonesia, its affiliated companies, employees, and agents are held harmless from any responsibility and liability for claims, proceedings, action, losses, expenses, damages, or costs filed against or suffered by any person as a result of acting pursuant to the contents hereof. Neither is PT NH Korindo Sekuritas Indonesia, its affiliated companies, employees, nor agents are liable for errors, omissions, misstatements, negligence, inaccuracy contained herein.

All rights reserved by PT NH Korindo Sekuritas Indonesia



PT. NH Korindo Sekuritas Indonesia

Member of Indonesia Stock Exchange

Head Office :

Wisma Korindo 7th Floor
Jl. M.T. Haryono Kav. 62
Pancoran, Jakarta 12780
Indonesia
Telp: +62 21 7976202
Fax : +62 21 7976206

Branch Office BSD:

ITC BSD Blok R No.48
Jl. Pahlawan Seribu Serpong
Tangerang Selatan 15322
Indonesia
Telp : +62 21 5316 2049
Fax : +62 21 5316 1687

Branch Office Solo :

Jl. Ronggowarsito No. 8
Kota Surakarta
Jawa Tengah 57111
Indonesia
Telp: +62 271 664763
Fax : +62 271 661623

A Member of NH Investment & Securities Global Network

Seoul | New York | Hong Kong | Singapore | Shanghai | Beijing | Hanoi |
Jakarta